

CHARGING CABLE FOR ELECTRIC VEHICLES **32A/480V**



Manual And Security Information

Foreword

Thank you for purchasing and using our products. Before using the charging cable, please read and follow the instructions to use this product;

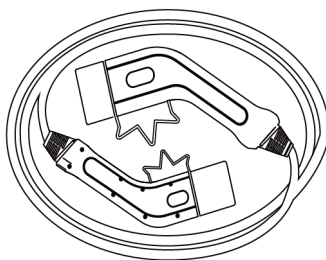
Precautions

- It is forbidden to disassemble, modify, knock or throw this product by yourself. If there is a problem with the product, please contact your dealer;
- It is forbidden to use the product under abnormal conditions . (such as swelling , liquid leakage, burnt smell, etc.); - 01 -
- It is forbidden to put the product in microwave ovens, ovens, high-pressure containers, and vacuum chambers;
- It is forbidden to put this product in water or flush it for cleaning;
- This product is not a toy, please keep it away from children's reach when storing;
- The plug must not be in contact with water or heat sources;
- Before and after each use, check whether the surface of the charging gun is damaged and whether the cable is broken;
- When cleaning the charging gun, wipe it with a cloth. The tip of the gun should not be washed in water, and it should not be wiped with organic solvents.

Product Packaging



Carrying Bag*1



Charging Cable*1

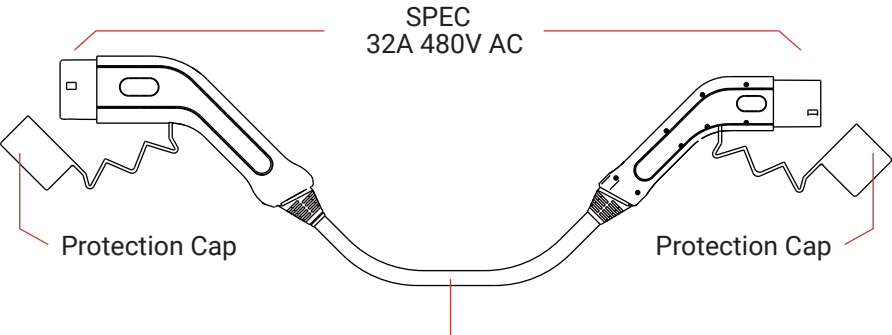
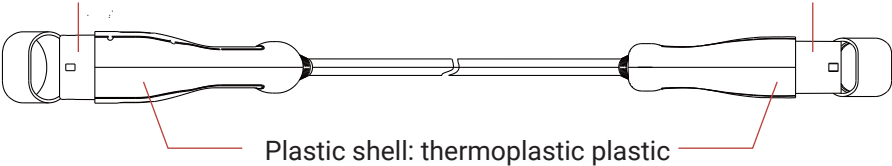


Manual*1

Product Feature Diagram

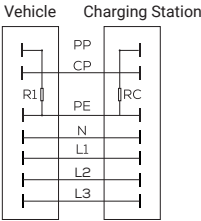
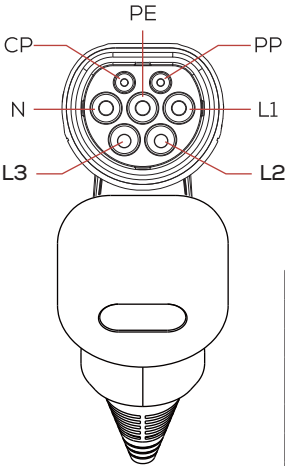
Type 2 socket on the car side

Type 2 socket on the terminal side

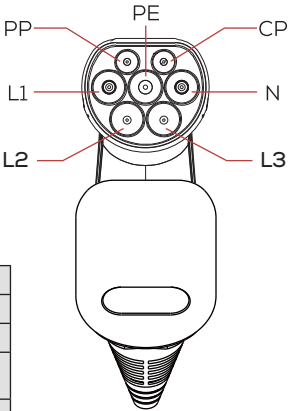


Cable length 5M (outer leather material TPU)
Charging cable: 32A 480V 5G6mm²+1x0.5mm²

PIN LAYOUT CHART Method of connecting wire



Function	Color	32A 480V AC
CP	Red	0.5mm ²
PP	-	-
PE	Yellow-Green	6mm ²
N	Blue	6mm ²
L1	Brown	6mm ²
L2	Black	6mm ²
L3	Gray	6mm ²
R1=220Ω RC=220Ω		



Specifications

Model:	Cable
Charging Standard:	IEC62196-2
Charging Mode:	Mode 3
Rated Voltage:	480V AC
Rated Current:	32A
Insulation Resistance:	>1000MΩ, DC500V
Contact Impedance:	0.5MΩ Max
Withstand voltage:	2000V
Fireproof grade of rubber shell:	UL94V-0
Mechanical life:	unloaded plugged >10000
Waterproof grade:	IP55(mating)
Plastic shell:	thermoplastic plastic
Conductor:	copper alloy, silver plated surface
Working environment temperature:	-30°C - 50°C
Terminal temperature rise true:	<50K
Insertion and Extraction Force:	<100N
Cable specification:	5G6mm ² + 1*0.5mm ²
Cable length:	7 Meter(16.5feet)or customized



This product meets all the basic EU regulatory requirements relevant to it.



Selective collection of waste electrical and electronic equipment. Electrical equipment must not be disposed of with household waste. Pursuant to European Directive 2012/19/EU on waste electrical and electronic equipment, and its transposition into national law, waste electrical equipment must be collected separately and disposed of in designated collection points. Contact the local authorities or the vendor for advice on recycling.


Charging Your Vehicle

The higher temperature of the electronic products during the charging process is normal. If it is not abnormal, don't worry, but pay attention to the choice of the charging environment. Do not charge in a high temperature environment;

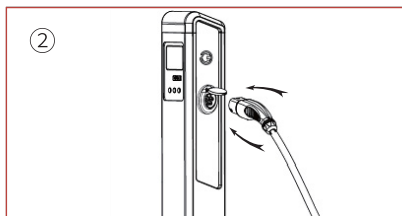
- It is forbidden to charge in dangerous places such as gas stations, filling stations, and places marked with no fire;
- It is forbidden to charge in a closed car, high temperature place, high humidity and humid environment under outdoor sunshine; - 04 -
- When charging, the charging cable must be fully extended, and the charging cable must not be knotted;
- The charging cable must not be used with extension cords or similar types of charging cables;
- After use, roll up the cable neatly and place the cap (included) on the plug to avoid kinking the cable;
- Improper use of the charging cable can cause short circuits and serious injuries, and negligence can cause life-threatening electric shocks;

Make sure the vehicle is in park and is turned off.

Make sure the power of the charging pile is turned on, if not, please turn on the power of the charging pile first;

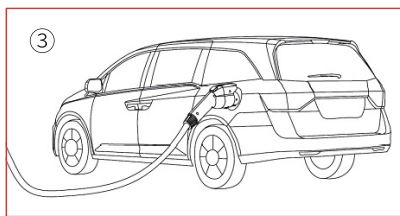


Remove the protective cover of the charging gun tip of the adapting charging pile, and insert the tip of the gun into the output interface of the charging pile until it is fully inserted, indicating that the power supply of the charging gun has been connected;



EV CHARGING CABLE

Insert the charging coupler at the other end of the charging gun into the charging socket of the vehicle, and until the charging gun head is fully inserted, the car shows that it is charging, indicating that the power is turned on;



When charging is complete, pull out the two charging plug heads in order.




Apply To

Nissan LEAF	Nissan eNV-2000	VW eGolf Chevy Volt
Chevy Bolt	Chevy Spark Toyota Prius Plug-In	Prius Prime
Toyota Rav4 EV Hyundai Ioniq	Kia Soul EV	Mercedes B Class Electric Drive
BMW i3 and i8 Ford Focus Electric	Ford C-Max Energy	Ford Fusion Energy
Fiat 500e ZERO motorcycle	Brammo motorcycle	Smart Electric Drive
Karma Fisker	Mitsubishi iMiev	Cadillac ELR Porsche Cayenne S-E
Porsche Panamera S-E	Honda Accord Plug-In Hybrid	Honda Fit EV
More Other Models....		



For the unmarked car brands above, please refer to the specifications of the charging gun and the car model of the corresponding car brand.

Toxic And Harmful Substances



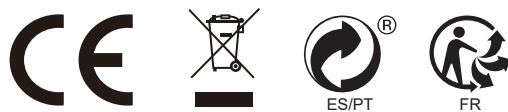
Composition and quantity of toxic and hazardous substances in energy storage power supply.

Part Name	Harmful Substance					
	Pb	Hg	Cd	Cr(Vi)	PBB	PBDE
Circuit Board	X	O	O	O	O	O
Shell	O	O	O	O	O	O
Cable	O	O	O	O	O	O

This form is compiled in accordance with SJ/T11364:

O: Indicates that the hazardous substances of all homogeneous materials are below the MCV limit specified in the standard 2002/95/EC (RoHs).

X: Indicates that the hazardous substances of all homogeneous materials are higher than the MCV limit specified in the standard 2002/95/EC (RoHs).



Please storage the product carefully